


Surface Mount Switching Diode

Features:

- *High Speed $\leq 4\text{ns}$
- *Low Reversal Leakage Current
- *Small Outline Surface Mount SOD-323 Package

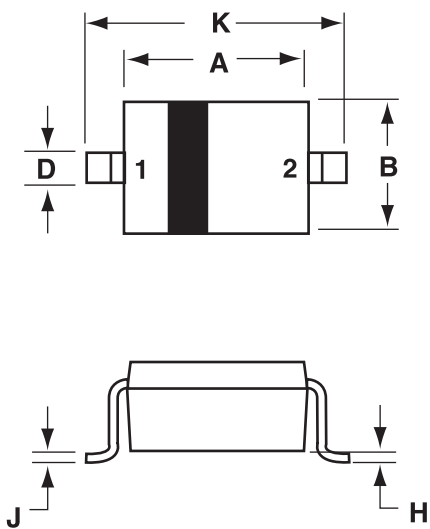
SWITCHING DIODE
100mAMPERS
100VOLTS



SOD-323

SOD-323 Outline Dimensions

Unit:mm



Dim	MILLMETERS	
	Min	Max
A	1.60	1.80
B	1.15	1.35
C	0.80	1.00
D	0.25	0.40
E	0.15REF	
H	0.00	0.10
J	0.089	0.377
K	2.30	2.70

PIN 1.CATHODE
2.ANODE

Maximum Ratings

Rating	Symbol	Value	Unit
Reverse Voltage	VR	100	Vdc
Forward Current	IF	100	mAdc
Peak Forward Surge Current	IFM(Surge)	500	mAdc

Thermal Characteristics

Characteristics	Symbol	Max	Unit
Total Device Dissipation FR-5 Board TA=25°C Derate Above 25°C	PD	225 1.8	mW mW/°C
Thermal Resistance, Junction to Ambient	RθJA	556	°C/W
Total Device Dissipation Alumina Substrate,(2)TA=25°C Derate Above 25°C	PD	300 2.4	mW mW/°C
Thermal Resistance, Junction to Ambient	RθJA	417	°C/W
Junction and Storage Temperature	TJ, Tstg	-55 to + 150	°C

Electrical Characteristics (TA=25°C Unless Otherwise note)

Characteristics	Symbol	Min	Max	Unit
-----------------	--------	-----	-----	------

Off Characteristics

Reverse Breakdown Voltage (IR=100μAdc)	V(BR)	100	—	Vcc
Forward Voltage(IF=100mAdc)	VF	—	1200	mVdc
Reverse Voltage Leakage Current (VR=80Vdc)	IR	—	0.1	μAdc
Diode Capacitance (VR=0.5V, f=1.0MHz)	CT	—	3.5	pF
Reverse Recover Time (IF=IR=10mAdc)	trr	—	4.0	ns

1. FR-5=1.0x0.75x0.062 in 2. Alumina=0.4x0.3x0.024 in. 99.5% alumina.

Device Marking

Item	Marking	Equivalent Circuitdiagram
1SS 355	5D	

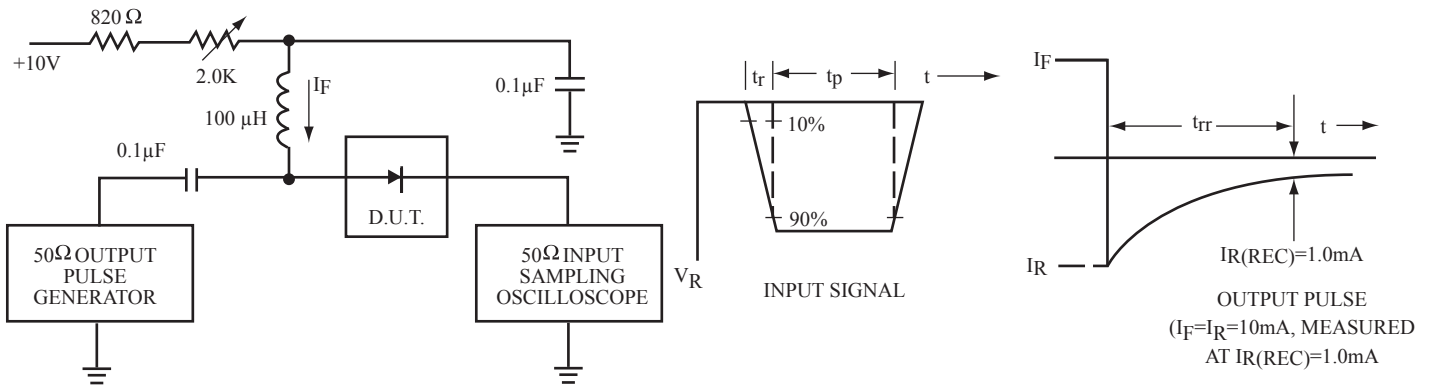


Figure 1. Recovery Time Equivalent Test Circuit

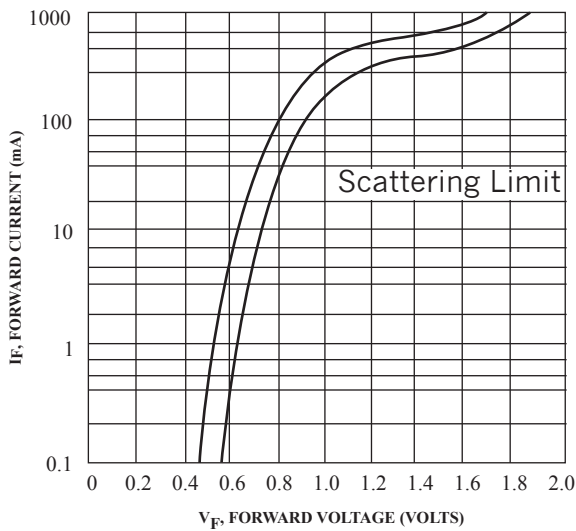


Figure 2. Forward Voltage

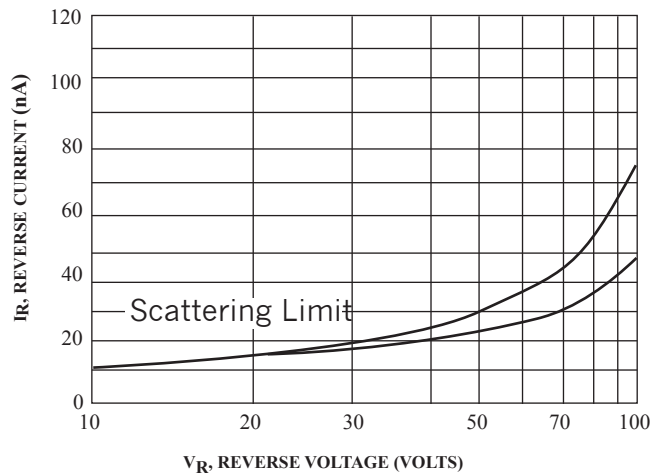


Figure 3. Leakage Current

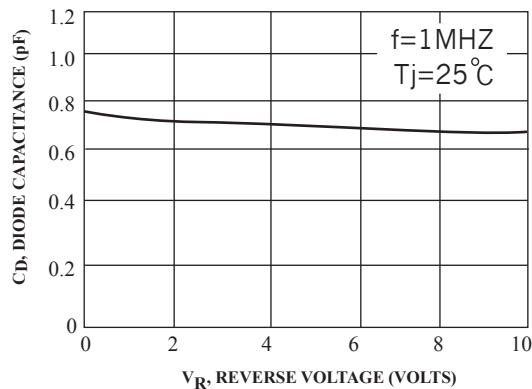


Figure 4. Capacitance