

# SK12 THRU SK16

# QH

QUNHAN TECH

## 1.0 AMP SURFACE MOUNT SCHOTTKY BARRIER RECTIFIERS



### FEATURES

- \* Ideal for surface mount applications
- \* Easy pick and place
- \* Built-in strain relief
- \* Low forward voltage drop

### MECHANICAL DATA

- \* Case: Molded plastic
- \* Epoxy: UL 94V-0 rate flame retardant
- \* Metallurgically bonded construction
- \* Polarity: Color band denotes cathode end
- \* Mounting position: Any
- \* Weight: 0.063 grams

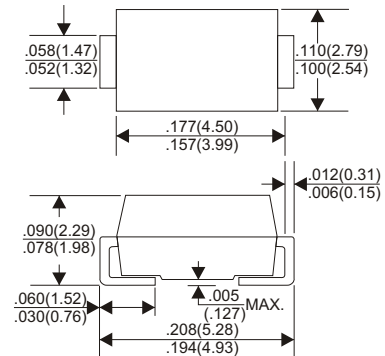
### VOLTAGE RANGE

20 to 60 Volts

### CURRENT

1.0 Ampere

#### DO-214AC



## MAXIMUM RATINGS AND ELECTRICAL CHARACTERISTICS

Rating 25°C ambient temperature unless otherwise specified.  
Single phase half wave, 60Hz, resistive or inductive load.  
For capacitive load, derate current by 20%.

TYPE NUMBER	SK12	SK13	SK14	SK15	SK16	UNITS
Maximum Recurrent Peak Reverse Voltage	20	30	40	50	60	V
Maximum RMS Voltage	14	21	28	35	42	V
Maximum DC Blocking Voltage	20	30	40	50	60	V
Maximum Average Forward Rectified Current						
See Fig.1	1.0					A
Peak Forward Surge Current, 8.3 ms single half sine-wave superimposed on rated load (JEDEC method)	40					A
Maximum Instantaneous Forward Voltage at 1.0A	0.55		0.70			V
Maximum DC Reverse Current Ta=25°C	1.0					mA
at Rated DC Blocking Voltage Ta=100°C	10					mA
Typical Junction Capacitance (Note1)	110					pF
Typical Thermal Resistance R JA (Note 2)	50					°C/W
Operating Temperature Range Tj	-65 — +125			-65 — +150		°C
Storage Temperature Range Tstg	-65 — +150					°C

#### NOTES:

1. Measured at 1MHz and applied reverse voltage of 4.0V D.C.
2. Thermal Resistance Junction to Ambient.

## RATING AND CHARACTERISTIC CURVES (SK12 THRU SK16)

FIG.1-TYPICAL FORWARD CURRENT DERATING CURVE

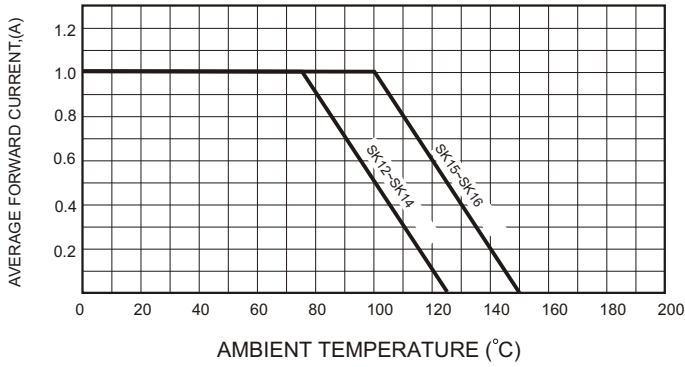


FIG.2-TYPICAL FORWARD CHARACTERISTICS

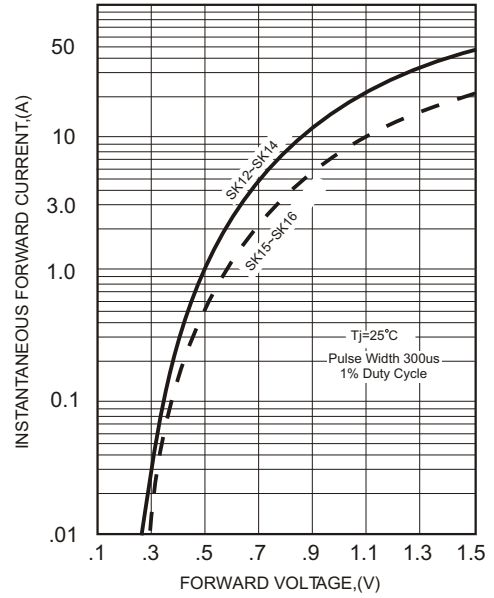


FIG.3-MAXIMUM NON-REPETITIVE FORWARD SURGE CURRENT

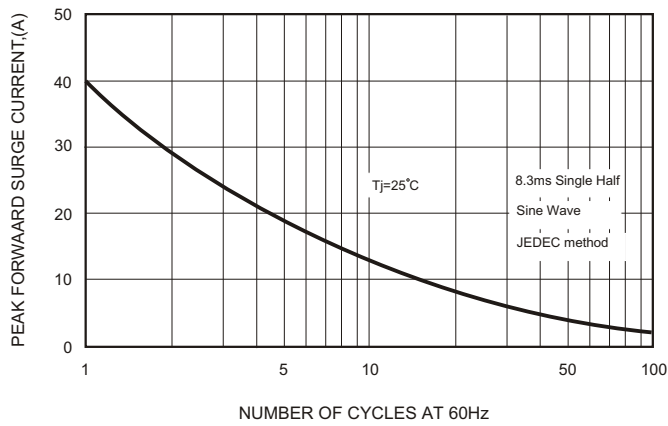


FIG.4-TYPICAL JUNCTION CAPACITANCE

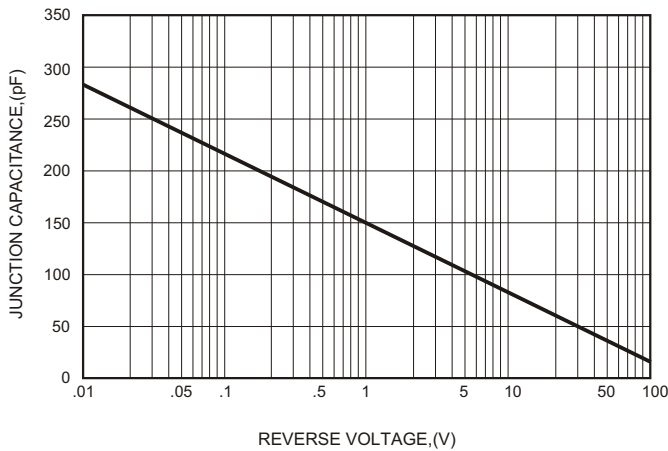


FIG.5 - TYPICAL REVERSE CHARACTERISTICS

