

SK32 THRU SK36

QH

QUNHAN TECH

3.0 AMP SURFACE MOUNT SCHOTTKY BARRIER RECTIFIERS

FEATURES

- * Ideal for surface mount applications
- * Easy pick and place
- * Built-in strain relief
- * Low forward voltage drop

MECHANICAL DATA

- * Case: Molded plastic
- * Epoxy: UL 94V-0 rate flame retardant
- * Metallurgically bonded construction
- * Polarity: Color band denotes cathode end
- * Mounting position: Any
- * Weight: 0.159 grams

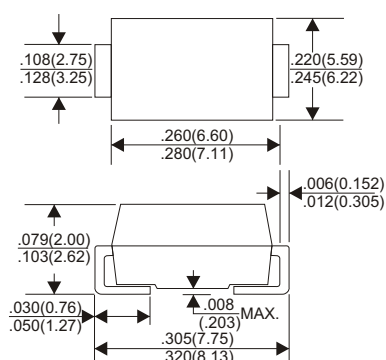
VOLTAGE RANGE

20 to 60 Volts

CURRENT

3.0 Ampere

DO-214AB(SMC)



Dimensions in inches and (millimeters)

MAXIMUM RATINGS AND ELECTRICAL CHARACTERISTICS

Rating 25°C ambient temperature unless otherwise specified.
Single phase half wave, 60Hz, resistive or inductive load.
For capacitive load, derate current by 20%.

TYPE NUMBER	SK32	SK33	SK34	SK35	SK36	UNITS
Maximum Recurrent Peak Reverse Voltage	20	30	40	50	60	V
Maximum RMS Voltage	14	21	28	35	42	V
Maximum DC Blocking Voltage	20	30	40	50	60	V
Maximum Average Forward Rectified Current						
See Fig. 1	3.0					A
Peak Forward Surge Current, 8.3 ms single half sine-wave superimposed on rated load (JEDEC method)	80					A
Maximum Instantaneous Forward Voltage at 3.0A	0.55		0.75			V
Maximum DC Reverse Current Ta=25°C	3.0					mA
at Rated DC Blocking Voltage Ta=100°C	30					mA
Typical Junction Capacitance (Note1)	300			250		pF
Typical Thermal Resistance R JA (Note 2)	20					°C/W
Operating Temperature Range Tj	-65 — +125			-65 — +150		°C
Storage Temperature Range Tstg	-65 — +150					°C

NOTES:

1. Measured at 1MHz and applied reverse voltage of 4.0V D.C.
2. Thermal Resistance Junction to Ambient.

RATING AND CHARACTERISTIC CURVES (SK32 THRU SK36)

FIG.1-TYPICAL FORWARD CURRENT DERATING CURVE

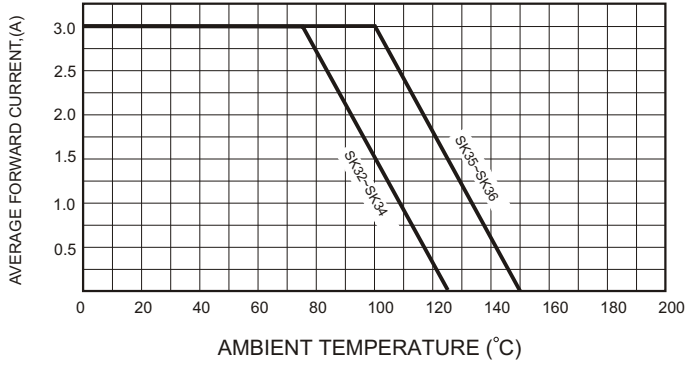


FIG.2-TYPICAL FORWARD CHARACTERISTICS

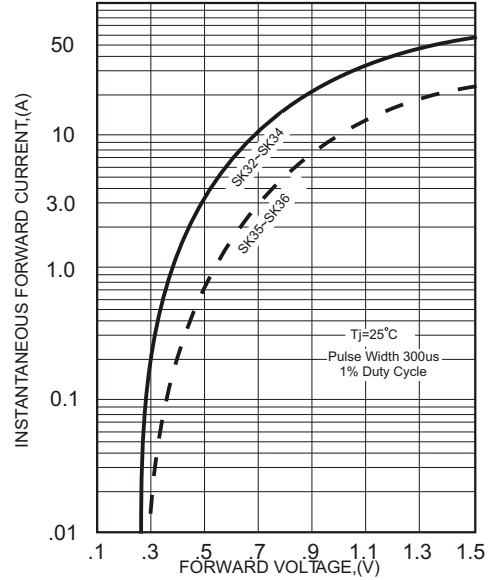


FIG.3-MAXIMUM NON-REPETITIVE FORWARD SURGE CURRENT

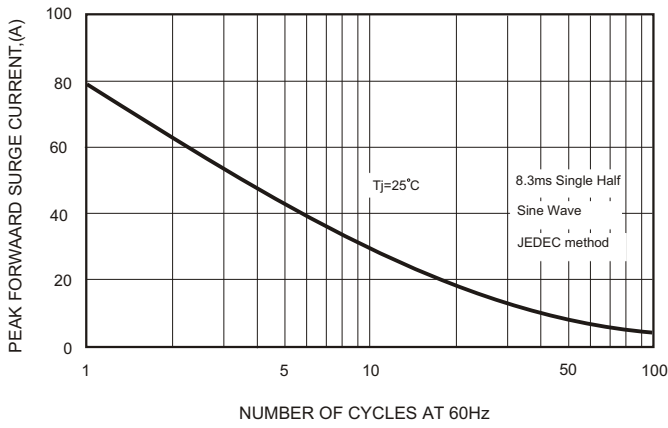


FIG.5 - TYPICAL REVERSE CHARACTERISTICS

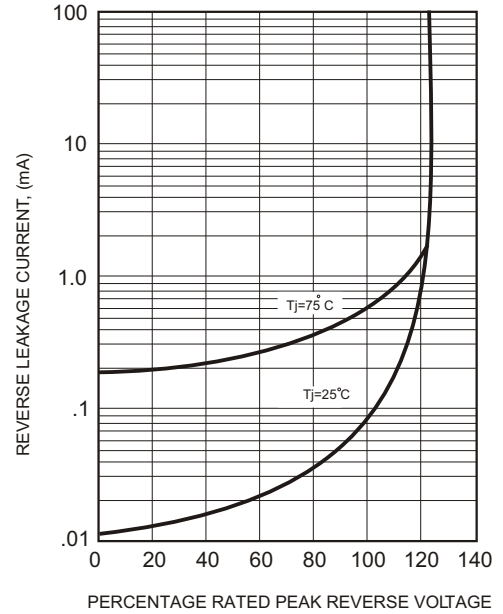


FIG.4-TYPICAL JUNCTION CAPACITANCE

