

### Surface Mount Switching Diode

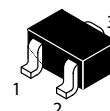
#### Features:

- \*Fast Switching Speed
- \*Low Reversal Leakage Current
- \*Surface Mount Package Ideally Suited for Automatic Insertion

#### Mechanical Data:

- \*Case: SOT-323, Molded Plastic
- \*Terminals: Solderable per MIL-STD-202 Method 208
- \*Polarity: See Diagram
- \*Weight: 0.006grams(approx)

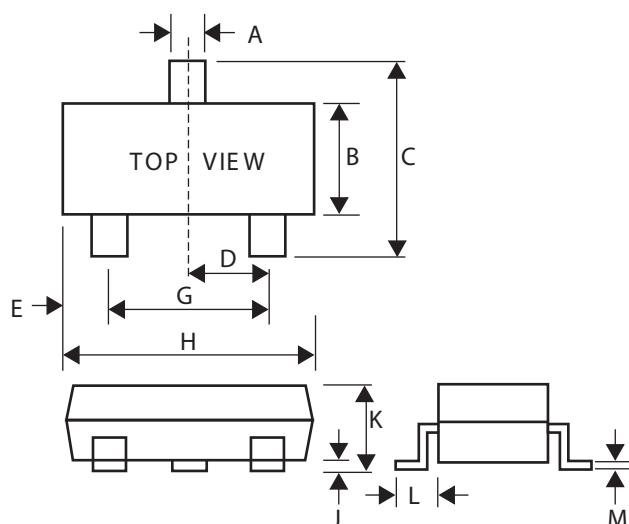
**SWITCHING DIODE**  
**100mAMPERS**  
**20VOLTS**



**SOT-323(SC-70)**

### SOT-323 Outline Dimensions

Unit:mm



SOT-323		
Dim	Min	Max
A	0.30	0.40
B	1.15	1.35
C	2.00	2.40
D	-	0.65
E	0.30	0.40
G	1.20	1.40
H	1.80	2.20
J	0.00	0.10
K	0.80	1.00
L	0.42	0.53
M	0.10	0.25

## Maximum Ratings

Rating	Symbol	Value	Unit
Nop-Reptitive Reverse Voltage Peak	VRM	20	Vdc
Peak Repetitive Reverse Voltage Working Peak Reverse Voltage DC Blocking Vlotage	VRRM VRWM VR	20	Vdc
Forward Current	IF	100	mAdc
Peak Forward Surge Current	IFM	200	mAdc
Non-Repetitive Peak Forward Surge Current @ t=1.0us	IFSM	300	mAdc

## Thermal Characteristics

Characterictics	Symbol	Max	Unit
Total Device Dissipation *1	PD	200	mW
Thermal Resistance, Junction to Ambient Air *1	RθJA	625	°C/ W
Junction and Storage Temperature	TJ, Tstg	-55 to +150	°C

## Electrical Characteristics (TA=25°C Unless Otherwise note)

Characterictics	Symbol	Min	Max	Unit
-----------------	--------	-----	-----	------

## Off Characteristics

Forward Voltage IF=10mA	VF	-	1.0	Vdc
Reverse Voltage Leakage Current VR=15Vdc	IR	-	0.1	μAdc

1. Valid provided that terminals are kept at ambient temperature.

## Device Marking

Item	Marking	Equivalent Circuit Diagram
WA204U	A7	

Electrical Characteristic Curves

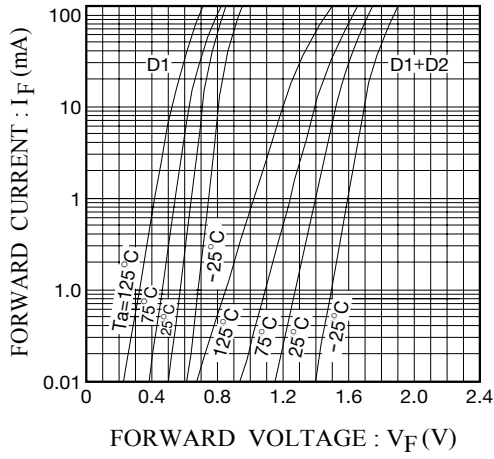


Fig.1 Forward Characteristics

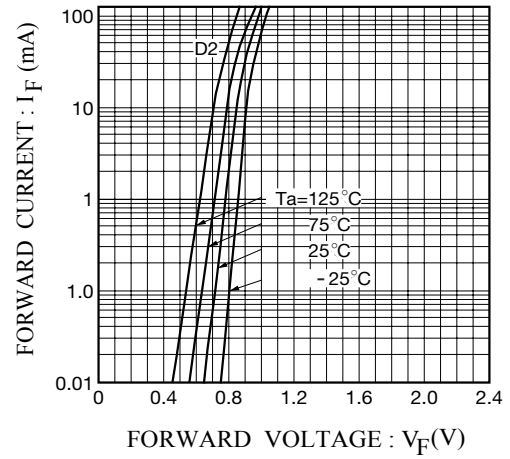


Fig.2 Forward Characteristics

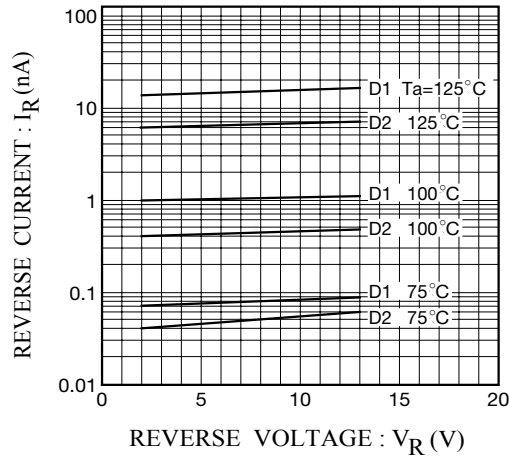


Fig.3 Reverse Characteristics